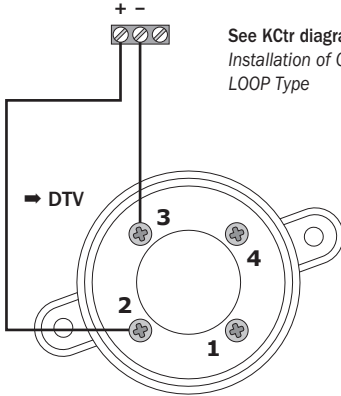


➔ DTV

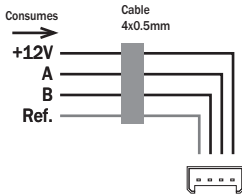
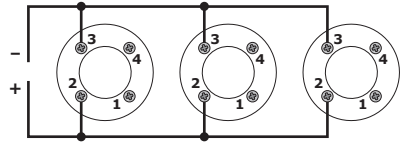
Installation

Connection to KCtr
E5: Gas/Fire Sensors
Max. distance: 30m




See KCtr diagram
Installation of Gas or Fire Sensors
LOOP Type

Connection of additional DTV sensors
Up to 3 sensors can be connected directly
to the KCtr input.



➔ DTV-BUS



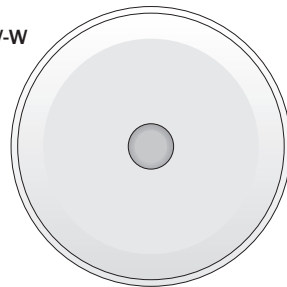
 BUSing®

Requires 2/3 AA
battery supply.



DTV-W maintenance
Must check and/or
replace the batteries at
least once every two years.

➔ DTV-W



 BUSing®  Inalámbrico
wireless